

▲ LITE ML110 Series

Excellent Performance

- Open design of track system provides enough space for installation and further expansion
- Microprocessor intelligent control can calculate the braking distance and speed adaptively according to door operation
- Support multi-stage speed segment adjustment
- Adaptively adjust the door hold-open time according to the passenger flow, reduce the cycles of invalid door opening and closing, improve traffic efficiency, and extend the service life
- Stanley new generation SNG-Pro silent DC motor with long service life and ultra-quiet running performance, bringing you a comfortable and reliable use experience
- Class-leading double-layer silent track structure can effectively suppresses running noise and vibration
- The full range through design can 100% utilize track and make more flexible for space layout
- Humanized protection behavior of obstruction and self-recovery mechanism, protecting traffic safety and reducing maintenance investment
- Abundant optional functions could be provided by expansion module, such as access control/fire alarm, backup battery or electric lock etc.



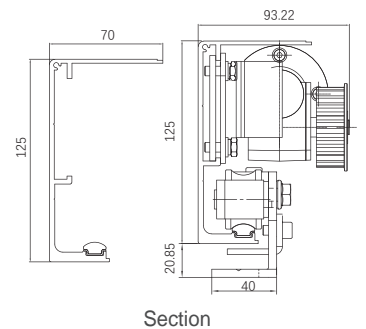
Specification

Product Parameters	
Door weight	1 x 120 kg 2 x 110 kg
Track length ^[1]	2 x 2100 mm
Door width	600-1050 mm
Opening speed	150-550 mm/s
Closing speed	100-500 mm/s
Hold-open time	0-30 s
End speed	30-70 mm/s
End distance	0-25 mm
Power supply	230 V AC, 50/60Hz
Rated power	65 W
Drive motor	SNG-Pro DC motor
Temperature	-20-+50°C
Running noise	≤60 dB
Standards	JG/T 305-2011 GB/T 34616-2017

Functions	
Microcomputer intelligent control	●
Double-layer silent track	●
The full range through design	●
Multi-stage speed adjustment	●
Self-recovery from obstruction	●
Adaptively hold-open time	●
Functions by expansion module	○
Program mode switch	○
AUTO	⏪
HALF OPEN	⏩
CLOSE	🔒
EXIT	⏪
HOLD OPEN	⏩
E-lock	○
Backup battery	○
Access control/fire alarm	○
Door status output	○

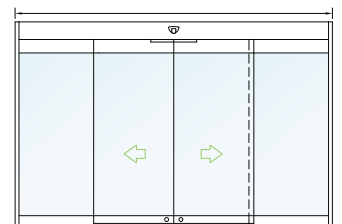
[1] Standard Size: For special size requirements, please consult your local sales or distributors

Standard ● Option ○



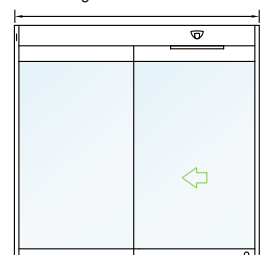
Section

Door width:2600mm-4200mm
Door height:1200mm-2000mm



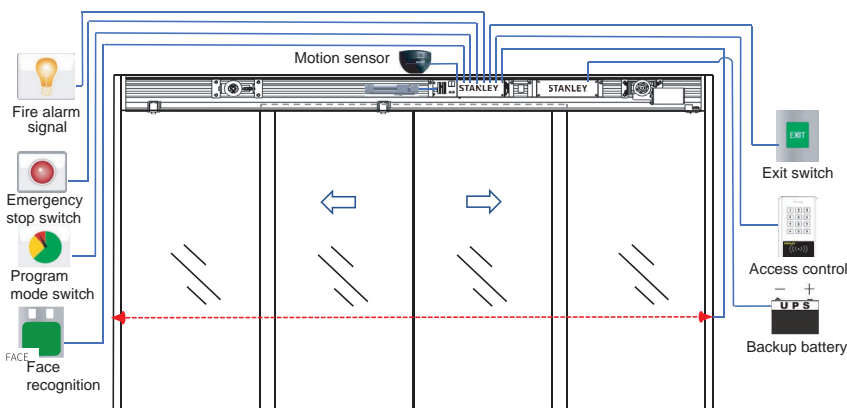
Double version

Door width:1400mm-3200mm
Door height:700mm-1500mm



Single version

Connections



We provide professional pedestrian access solutions



Emergency evacuation door



Two-way opening swing door



Balance door



Telescope evacuation door



Revolving door



ICU door



Ultra-wide industrial door



Folding door

STANLEY was founded in 1843, it has been more than 180 years, which is one of the oldest enterprises in the American hardware industry, as well as ranked 25th among the oldest enterprises in the United States. STANLEY is a listed company in the Dow Jones Standard & Poor's 500 Index (stock code: SWK). STANLEY has 50000 employees, sales and service network covers 212 countries and regions around the world.



Our mission

Since receiving a patent for the world's first automatic door operator more than 90 years ago, STANLEY Access Technologies has led the industry with state-of-the-art manual and automatic door solutions. Today, we proudly manufacture, install, and service sliding, swinging, folding, and transit/metro door systems, as well as an array of sensors, controls, and security options.

We make safe and healthy building access available to everyone. Our scale enables us to be reliable to our core—national service with a dedicated, agile team approach. We never cut corners—especially when it comes to safety or compliance.



Bellwether Capital Private Limited

+86 21 65498888 (Greater China & ASEAN)

sat.service@stanley-asean.com
www.stanleyaccess.com

Legal Statement
STANLEY and STANLEY logo are registered trade marks of Stanley Black & Decker, Inc. or an affiliate thereof and are used under license, Manufactured by Shanghai Eastern Iron Hardware Co., Ltd. (Address: No.288 Ji Ye Road, Song Jiang District, Shanghai, P.R. China)